

# STAND-OFF TWO HOLE STRAP NO BLOCK FOR CPVC



- For mounting CPVC pipe to wood
- Flared edges help protect CPVC
- Galvanized steel construction
- Supplied with #10 x 1" hex head cap screws
- Complies with the static load requirements of NFPA® 13
- Suitable for fire protection installations
- Eliminates spacers or backup blocks
- Easy installation

Designed to mount CPVC pipe horizontally or vertically to wood or composite wood joists with a minimum 3/8" thickness. Can only be used as a guide on top of beam or on vertical piping. May be installed to wood using supplied fastener or into (minimum 18 gauge) steel using two 1/4" x 1" TEK type screws.

Provides vertical/lateral restraint and prevents upward movement of the pipe.

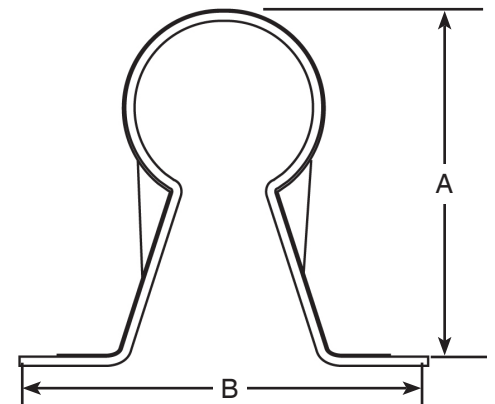
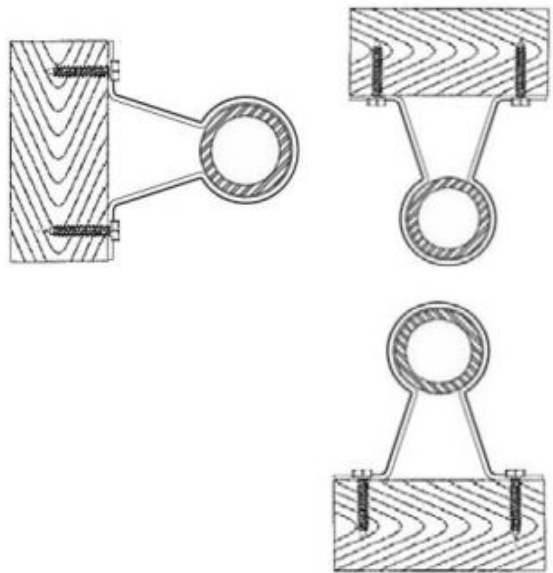
For use as a restrainer in all sizes when attached to the bottom of structural wood members.

For use as a restrainer in the 3/4 inch size when attached to the top of structural wood members.

Installation: Per NFPA 13, 13R and 13D. (see next page)

## Fasteners:

**Wood** - 3/4" to 3" CPVC Pipe - wood screw - no pre-drill  
**Steel** - 3/4" to 3" CPVC Pipe - 1/4" TEK screw



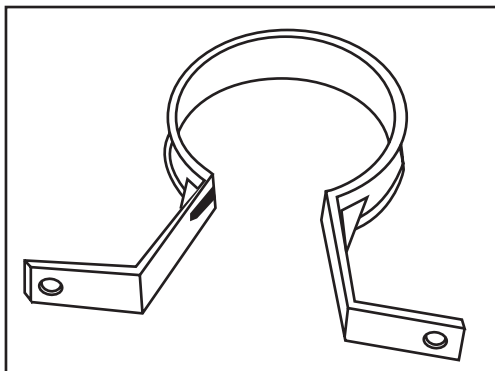
| ITEM #        | CPVC PIPE SIZE | DIMENSIONS |       | MAX. HANGER SPACING per NFPA13 |
|---------------|----------------|------------|-------|--------------------------------|
|               |                | A          | B     |                                |
| 2530180-3/4   | 3/4"           | 2.69"      | 3.25" | 5.5 ft / 1.68 m                |
| 2530180-1     | 1"             | 2.94"      | 3.25" | 6 ft / 1.83 m                  |
| 2530180-1-1/4 | 1-1/4"         | 3.31"      | 3.25" | 6.5 ft / 1.98 m                |
| 2530180-1-1/2 | 1-1/2"         | 3.56"      | 4.5"  | 7 ft / 2.13 m                  |
| 2530180-2     | 2"             | 4.06"      | 5"    | 8 ft / 2.44 m                  |

|              |  |          |  |              |  |           |  |
|--------------|--|----------|--|--------------|--|-----------|--|
| System No.   |  | Location |  | Spec Section |  | Paragraph |  |
| Submitted By |  | Date     |  | Approved     |  | Date      |  |

# STAND-OFF TWO HOLE STRAP NO BLOCK FOR CPVC



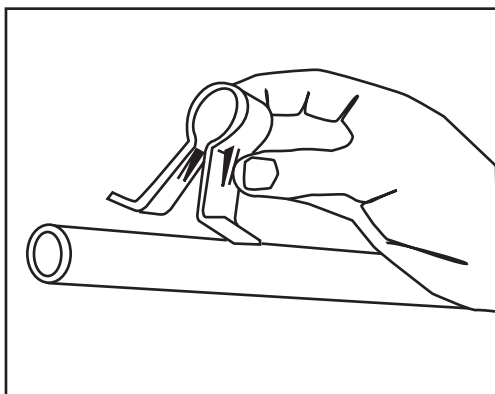
## INSTALLATION INSTRUCTIONS



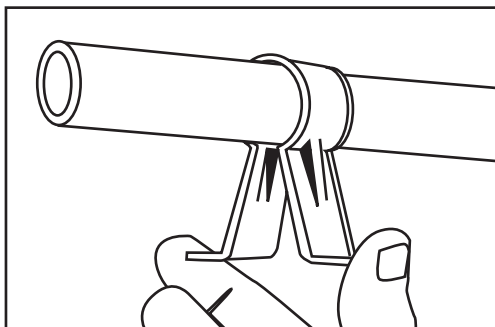
Designed to mount CPVC pipe to wood or composite wood joists with a minimum 3/8" thickness.

All safety regulations required by the jobsite must be observed.

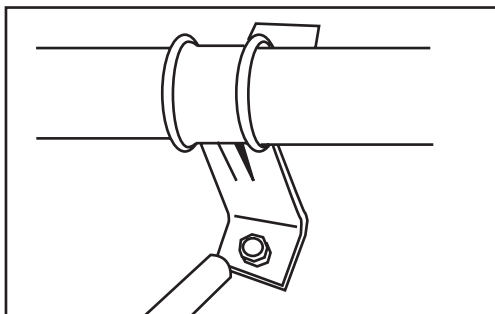
- Observe all federal and local safety regulations
- Wear safety glasses and hard hat at all times
- Be aware of personnel working above and below
- Wear gloves to avoid splinters and cuts.
- When working above ground , be sure the structure will support your weight.



1. Snap strap over CPVC pipe.



2. Squeeze strap back around pipe  
Allow pipe to slide back and forth



3. Fasten the strap to the wood surface using the two hex head screws provided.

For use as a restrainer in all sizes when attached to the bottom of structural wood members.

For use as a restrainer in the 3/4 inch size when attached to the top of structural wood members.

|              |  |          |  |              |  |           |  |
|--------------|--|----------|--|--------------|--|-----------|--|
| System No.   |  | Location |  | Spec Section |  | Paragraph |  |
| Submitted By |  | Date     |  | Approved     |  | Date      |  |